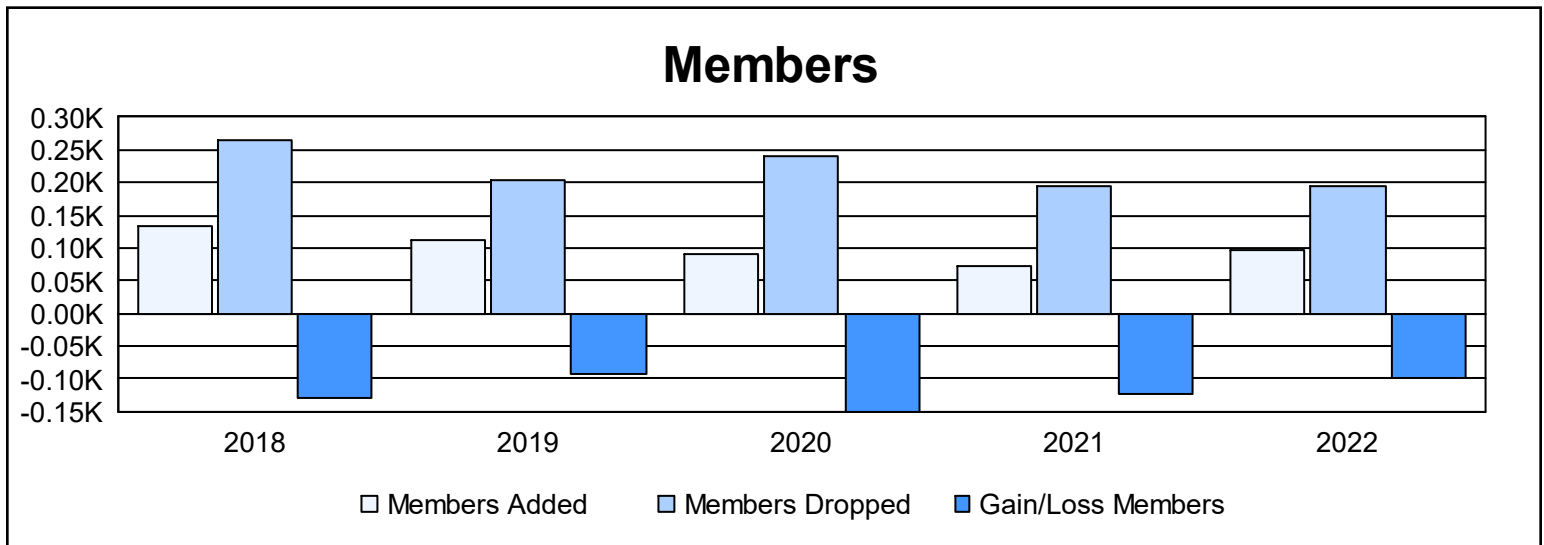
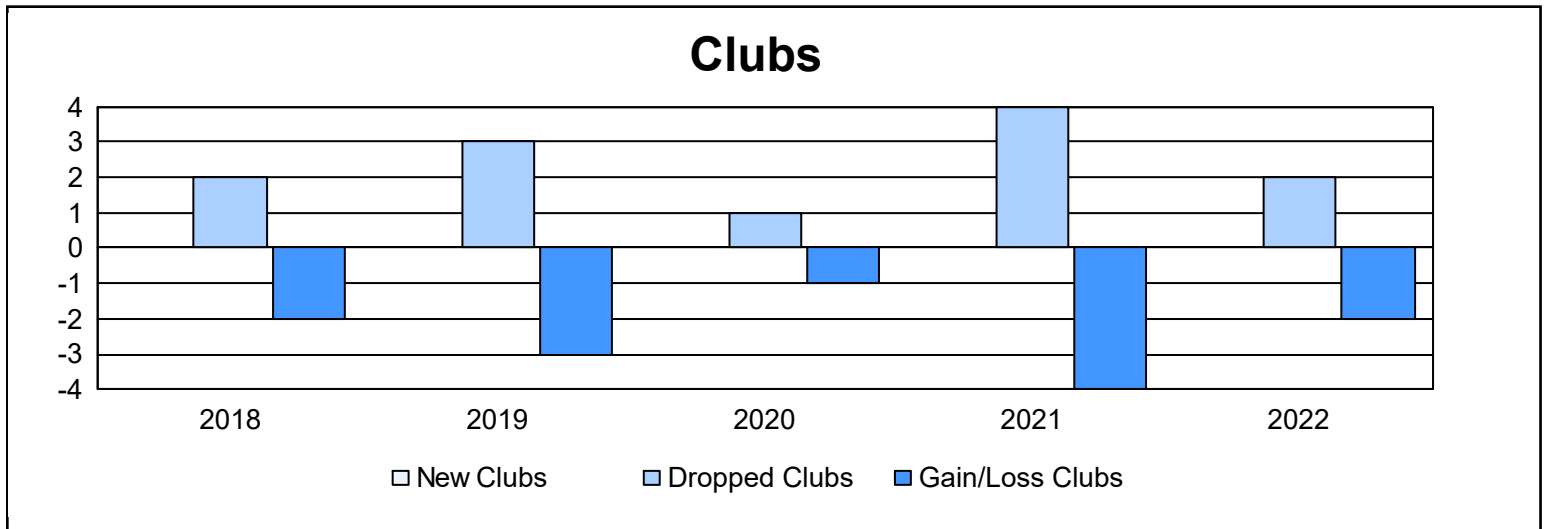
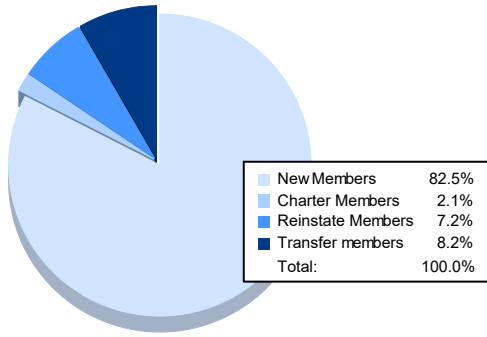


| Year | New Clubs | Dropped Clubs | Gain/ Loss Clubs | New Members | Charter Members | Reinstate Members | Transfer Members | Total Member Added | Total Members Dropped | Gain/ Loss Members |
|----------------|-----------|---------------|------------------|-------------|-----------------|-------------------|------------------|--------------------|-----------------------|--------------------|
| 2017-2018 | 0 | 2 | -2 | 98 | 0 | 3 | 33 | 134 | 264 | -130 |
| 2018-2019 | 0 | 3 | -3 | 106 | 0 | 4 | 3 | 113 | 204 | -91 |
| 2019-2020 | 0 | 1 | -1 | 82 | 0 | 4 | 4 | 90 | 240 | -150 |
| 2020-2021 | 0 | 4 | -4 | 64 | 0 | 4 | 4 | 72 | 195 | -123 |
| 2021-2022 | 0 | 2 | -2 | 80 | 2 | 7 | 8 | 97 | 196 | -99 |
| Average | 0 | 2 | -2 | 86 | 0 | 4 | 10 | 101 | 220 | -119 |



Membership Composition June 2022 Cumulative



Gender Composition June 2022 Cumulative

